










	EY/FS	Year 1	Year 2
Autumn 1	<p>All About Me</p> <p>Drawing – chalks outside, children to draw each other</p> <p>Painting – self portraits – mixing to create skin tones</p> <p>Collage – create a mini me collage</p> <p>Textiles – faces threading</p> <p>Sculpture – mood monsters (playdough)</p> <p>Art and ICT – taking selfies</p> <p>Artist, Craftsperson, Designer – Carson Ellis</p> <p>colour, pattern, texture, line, shape, form and space</p> 	<p>All About Me</p> <p>Drawing - exploring line, making waves</p> <p>Painting – self-portraits, mixing colours</p> <p>Textiles – finger puppets</p> <p>Art and ICT – taking photos of friends</p> <p>Artist, Craftsperson – Pablo Picasso</p> <p>colour, pattern, texture, line, shape, form and space</p> 	<p>All About Me</p> <p>Drawing – adding tone, 3D pencil drawings</p> <p>Painting – self-portraits, observational painting</p> <p>Sculpture – tin foil sculptures</p> <p>Art and ICT - taking photos of friends</p> <p>Artist, Craftsperson, Designer – Frida Kahlo, Alberto Giacometti</p> <p>colour, pattern, texture, line, shape, form and space</p> 
Autumn 2	<p>Let's Celebrate</p> <p>Drawing – chalk pictures of fireworks, observational drawing</p> <p>Painting – bonfire night painting, mixing colours</p> <p>Collage - pumpkin collages</p> <p>Printing – mehndi printing</p> <p>Sculpture – diva lamps</p> <p>Artist, Craftsperson, Designer – Cai Guo-Quiang</p> <p>colour, pattern, texture, line, shape, form and space</p>	<p>Minibeasts</p> <p>Drawing – sketching snail shells</p> <p>Painting – use watercolours to mix and create appropriate tones</p> <p>Collage – ‘The Snail’</p> <p>Printing – shell block printing</p> <p>Sculpture – snail shells – clay, etching</p> <p>Artist, Craftsperson, Designer – Henri Matisse, Louise Bourgeois</p> 	<p>Christmas</p> <p>Drawing – drawing flowers and designs</p> <p>Printing – creating wrapping paper</p> <p>Sculpture – Christmas decoration (clay)</p> <p>Art and ICT – use online gallery to look at art work</p> <p>Artist, Craftsperson, Designer – William Morris</p> <p>colour, pattern, texture, line, shape, form and space</p>

<p>Spring 1</p>	<p>Environments</p> <p>Painting – colour mixing to create cool tones</p> <p>Collage – ‘icy’ materials used to create an arctic collage – foil, cotton wool – discuss different textures</p> <p>Printing – printing with wheels and other vehicle parts</p> <p>Sculpture – junk modelling vehicles, play dough igloos</p> <p>Art and ICT – introduce Doodle Buddy app</p> <p>Artist, Craftsperson, Designer –</p>	<p>Space and Planets</p> <p>Drawing – pastels – mixing and blending to draw planets</p> <p>Painting – marbling</p> <p>Printing – tile printing planets</p> <p>Sculpture – papier mache planets</p> <p>Artist, Craftsperson, Designer – Sophie Knight, Vincent Van Gogh (Starry Night)</p> <p>colour, pattern, texture, line, shape, form and space</p> 	<p>Superheroes</p> <p>Drawing – comic style drawing</p> <p>Painting – using different tools to paint e.g. cotton buds</p> <p>Collage – create contrasting collage letters</p> <p>Printing – with cotton buds etc.</p> <p>Art and ICT – typography</p> <p>Artist, Craftsperson, Designer – Roy Lichtenstein</p> 
<p>Spring 2</p>	<p>Growing and Changing</p> <p>Drawing – caterpillars, vegetables and fruit (oil pastels, chalks)</p> <p>Painting – butterfly wings – symmetry</p> <p>Printing – vegetable printing</p> <p>Textiles – cutting fabrics and adding eyes to create supertato characters</p> <p>Sculpture – clay vegetables</p>  <p>Artist, Craftsperson, Designer – Maria Merian, Eric Carle, Guiseppe Arcimboldo, Jackie Mair</p>	<p>The Natural World</p> <p>Drawing – observational drawing from photos taken</p> <p>Painting – painting flowers, using viewfinders</p> <p>Textiles – felt flower wall hanging</p> <p>Sculpture</p> <p>Art and ICT – plant/flower photography</p> <p>Artist, Craftsperson, Designer – Georgia O’Keefe</p> 	<p>Seasons</p> <p>Drawing –</p> <p>Painting – considering seasonal colours</p> <p>Collage – collecting materials and fabrics and sort into seasonal groups – four collages</p> <p>Textiles – weaving – create large outside weaving to represent seasons</p> <p>Artist, Craftsperson, Designer – Annie Albers, Clarice Cliff</p>  

<p>Summer 1</p>	<p>Environments</p> <p>Painting – colour mixing, cool colours Collage – adding texture to painting using a variety of materials Printing – finding materials to block print with to create texture Sculpture – junk modelling homes Art and ICT – design a house – colour magic</p> <p>Artist, Craftsperson, Designer – Vincent Van Gogh (snowfield), James Rizzi</p> 	<p>The Seaside</p> <p>Painting – watercolour wash Collage – collaging to create texture Printing – block printing shells</p>	<p>Traditional Tales – Wolves</p> <p>Drawing – sketching wolves, charcoal and ink Painting – landscape of habitats Textiles – textile wolf head – cut out felt and stitch on buttons for eyes</p> <p>Artist, Craftsperson, Designer – Emily Gravett</p> 
<p>Summer 2</p>	<p>Into the Woods</p> <p>Drawing – observational drawing of trees Painting – colour mixing – orange, purple, brown – The Gruffalo Collage – fabrics and materials of mouse, fox, snake, owl Sculpture – salt dough, twigs and leaves</p> <p>Artist, Craftsperson, Designer – Axel Scheffler</p> 	<p>Theme – Rainforests</p> <p>Drawing - animals Painting – rainforest scene Collage – adding leaves and plants (3D relief) Printing – stick and paint onto their piece Textiles – felt leaves Sculpture – papier mache animals (see Moodle)</p> <p>Artist, Craftsperson, Designer – Ella Bailey, Henri Rousseau</p> 	<p>Great Fire of London</p> <p>Painting – colour mixing, fire colours Collage – creating flames Printing – print houses on flame background Sculpture – folding and building houses Art and ICT – film the fire</p> <p>Artist, Craftsperson, Designer</p>