

Privacy and Security

I can describe and explain some rules for keeping my information private.

Outcome Criteria

- Describe the difference between information shared on public platforms (YouTube) and privately (WhatsApp/Direct message).
- Identify the appropriate types of content that can be shared online and suggest ways to protect this.

Questions To Ask

- What is personal information?
- Who knows your personal information? (e.g. family, friends, teacher/school, doctor, etc.)
- Which famous person/people do you like online?
- What do you know about them?
- How did you learn those things?
- Could someone online learn things about you? How?
- How can you keep things private online?

Activity Descriptor

Making Choices

Using the slides, ask learners what personal information is. Can they give any examples? Record these examples on a large sheet of paper or whiteboard for reference.

Ask them to work in talking pairs to think of all the people who know personal information about them (e.g. at least two things from the list of types of personal information that has been recorded).

Ask learners to share their suggestions (these will likely consist of family, friends, other trusted adults, teachers, doctors, etc.)

Explain to learners that these people know things about them because they are people who look after or care about them, or have to know certain things about them in order to do their job (e.g. teacher, doctor, etc.).

On the internet, other people (including people we don't know) might learn things about us. What kind of things could they learn and how could they learn these things?

(If learners are finding it difficult to think of examples, encourage them to think of their favourite online celebrity (e.g. a YouTube vlogger) and ask them what they know about that person and how they know those things.)

Expected answers will include ideas such as posting information on social media, information about a person on a website, someone saying things about themselves in online communication (e.g. a comment, message, video, etc.) Encourage learners to recognise photos as a way of sharing personal information.

Emphasise the importance of choice over what we share/put online about ourselves - making good choices is the key to keeping our information private. Sometimes people online may ask for personal information and we can choose how to respond.

Using the slides, show learners the 'Instead of...' examples which give them some guidance on how to answer a question or provide some detail about yourself in a more private way.

Some personal questions are difficult to give broad answers to e.g. 'where do you go to school?' so the slide 'Saying 'no' politely' can be used with learners to explore ways of declining to answer while still being polite. It is important to emphasise to learners that they are under no obligation to answer personal questions online and it is fine to say 'no'. Remind them that if an online user doesn't accept 'no' for an answer then they should tell a trusted adult.

Task:

In pairs, provide each pair with the worksheet of examples. For each example they should fill in the missing box/chat bubble with a suitable response/level of detail of information. You may wish to explain to them more fully the differences between things that are more private online (e.g. a direct message) as opposed to public (e.g. a profile picture on an account, a tweet, a video on YouTube, etc.)

Ask pairs to share their responses for each example - can they explain how that helped them be more private online? For some examples, they may have chosen to give personal information away - you may wish to challenge their assumptions or explain their reasoning further to other learners e.g. if it was sent to/shared with someone they trust.

Remind learners that if they are ever unsure about what to say/do online when asked for personal information, they should always ask a trusted adult for help.




Licensed under a [Creative Commons Attribution-NonCommercial 4.0 International License](https://creativecommons.org/licenses/by-nc-sa/4.0/)



Making Choices

- I can describe how online information about me could be seen by others.
- I can describe and explain some rules for keeping my information private.





What is personal information?





Who knows personal things about you?





What could someone learn about you online?






Instead of...

Name:

Jane Smith



Name:


Jane
JS
CrazyUnicorn



Instead of...

Address:

**4 New Street,
Newtown,
Newshire,
United Kingdom**



Address:


UK



Instead of...

Birthday:

15th January



Birthday:


Winter



Instead of...

How old are you?

I am 6




How old are you?

I am a child



Instead of...

Photo of me



Picture of
something I like





Saying 'no' politely

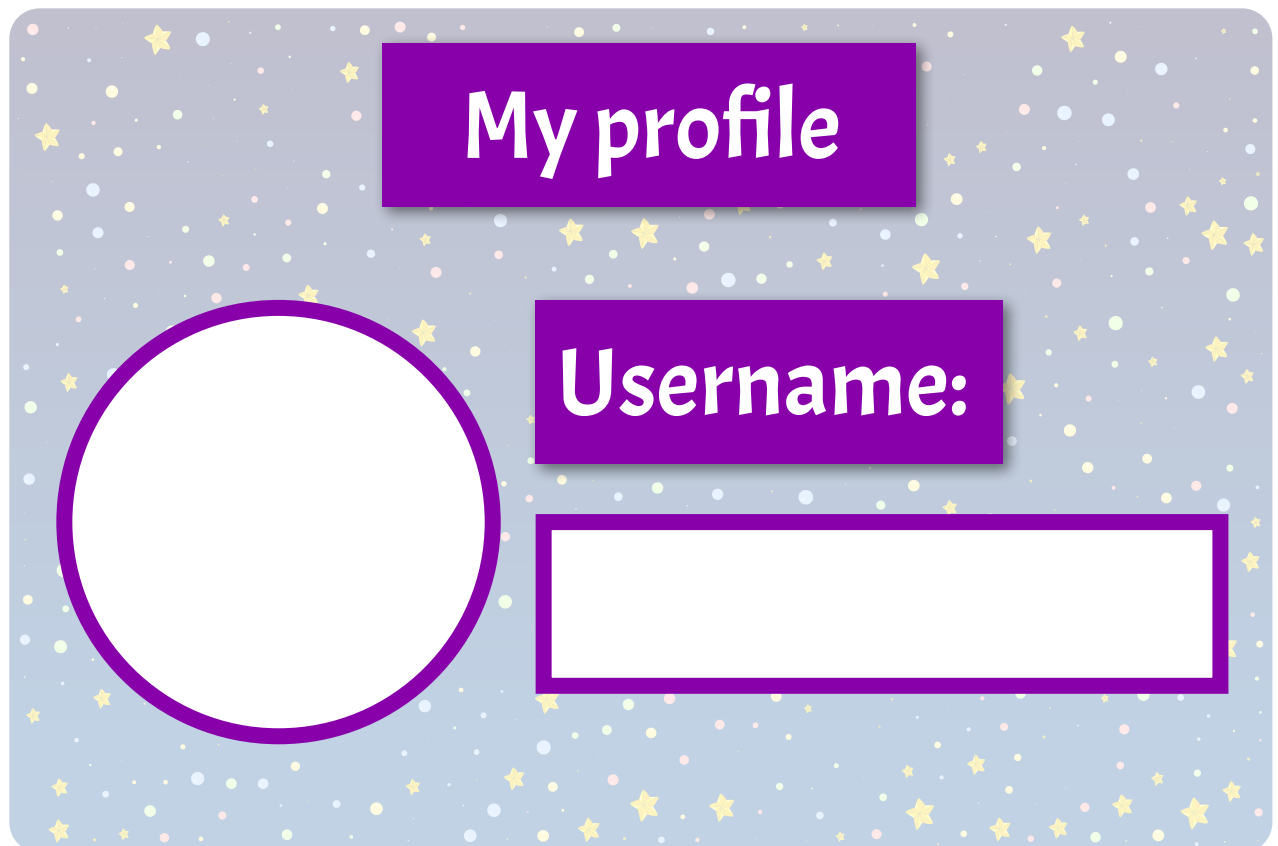
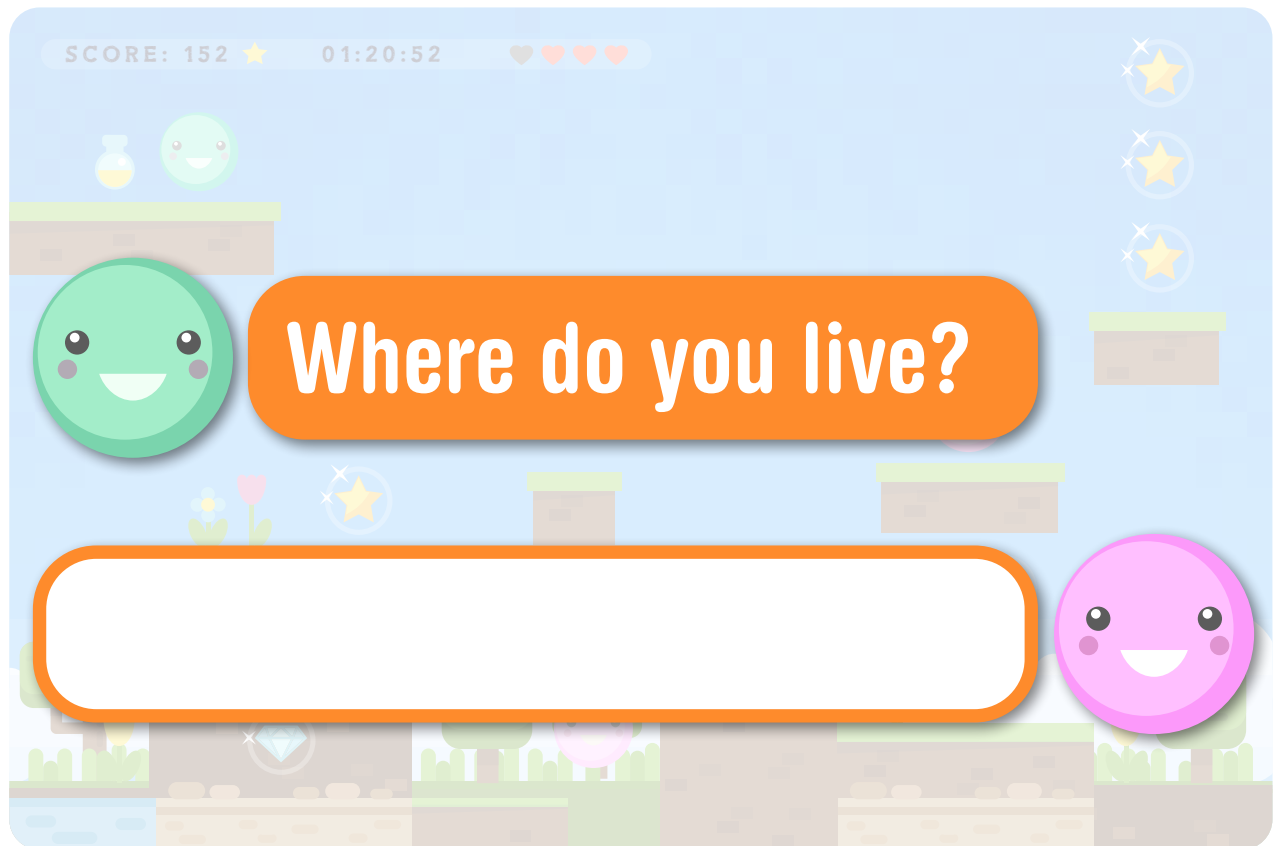
**Sorry, I
can't tell
you.**

**Sorry, that
is private.**

**Sorry, I don't
want to
answer that.**



What could you say?





What could you say?

New friends group

 Everybody tell me how old u r

I'm 7 

9 here 

I'm 6 and my sis is 10 



Great game!

What year are you in at school?