

# Online Relationships

I can use the internet with adult support to communicate with people I know.

## Outcome Criteria

- I can name the people I know and how I know them, describing what they are like.
- I can describe how I might use the internet to communicate with family or close friends
- I understand and can describe why I might need some help from an adult when doing this.

## Questions To Ask

- Who might be a person that you know well?
- Who might be an adult that could help you?
- Why might you need to use the internet or technology to communicate with someone you know?
- How is communicating in this way different?
- Why might it be different/better than talking face to face? How?
- Why might you need some help from an adult?

## Activity Descriptor

Introduce the activity by asking an open question - 'who are the people that you know?'

**ACTIVITY 1** - Using **resource 1**, ask the children to draw 3 or 4 people they know - they should also add some information about:

- What information they know about them (eg I know where they live, I know their parents, I know they go to school x)
- What they are like (eg their character - kind, loving, caring, they look after me etc).

Using **slide 2**, discuss the word 'communicate'. What does it mean, what are synonyms for it/words associated with it? Use the space on **slide 3** to record suggestions or use suggestions to create a word cloud using a free website eg [www.wordclouds.com/](http://www.wordclouds.com/) This could then be printed and displayed.

Discuss how children communicate with people they know. Do any children have friends/family abroad? How do they communicate with them? What technology do they

use to communicate? (it may be useful to revisit the word 'technology' and specifically technology used for communication. **Slide 3** can be used if this is required.

It may be useful to reuse **slide 3** as a prompt to discuss which technologies might require adult support - both in terms of technical set-up, eg typing URLs, plugging things in etc but also to ensure safe and appropriate communication.

For the next task, the children will be displaying their understanding of the elements needed within a basic communication app eg video button, camera button, voice call, keyboard, emojis etc. Use **slide 4** to discuss the icon examples - what are they for? Which ones would be useful? Which ones do they already use?

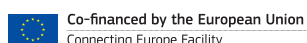
**ACTIVITY 2** - Using **resource 2** (blank screens template), children should choose one screen (or use their own) to design an app used to communicate. Prompt the children to consider what they would need eg video icon, keyboard, space message, camera icon, contacts list etc

**EXTENSION TASK** - to cement the children's understanding, opportunities could be created (with adult support) to use technology to communicate with another class in school, another organisation or a helpful adult (eg an author). There are a range of technologies that could facilitate this eg:

- Child friendly email software eg 2Email from Purple Mash
- Skype or alternative
- Facetime




Licensed under a [Creative Commons Attribution-NonCommercial 4.0 International License](https://creativecommons.org/licenses/by-nc-sa/4.0/)





# Let's Communicate!

Using technology to  
communicate with people  
we know





# Who do you know?



[Click here for resource](#)



# ***Communicate***



What other words can you think of?





# What could you use to communicate?





# What will you need?



[Click here for resource](#)



## Who do you know?

*Use the boxes to draw people that you know. Also, list what you know about them and what they are like as people - what are they like towards you?*

<i>(space to draw person here)</i>	<i>What I know about them</i>	<i>What they are like</i>

<i>(space to draw person here)</i>	<i>What I know about them</i>	<i>What they are like</i>

<i>(space to draw person here)</i>	<i>What I know about them</i>	<i>What they are like</i>


<i>(space to draw person here)</i>	<i>What I know about them</i>	<i>What they are like</i>






## ***Let's design!***

***Choose a template and design an app or website to communicate with someone you know. Think about what you might need on screen - which buttons or icons will you need? Where will you type? Will you need video? Make it fun and easy to use.***



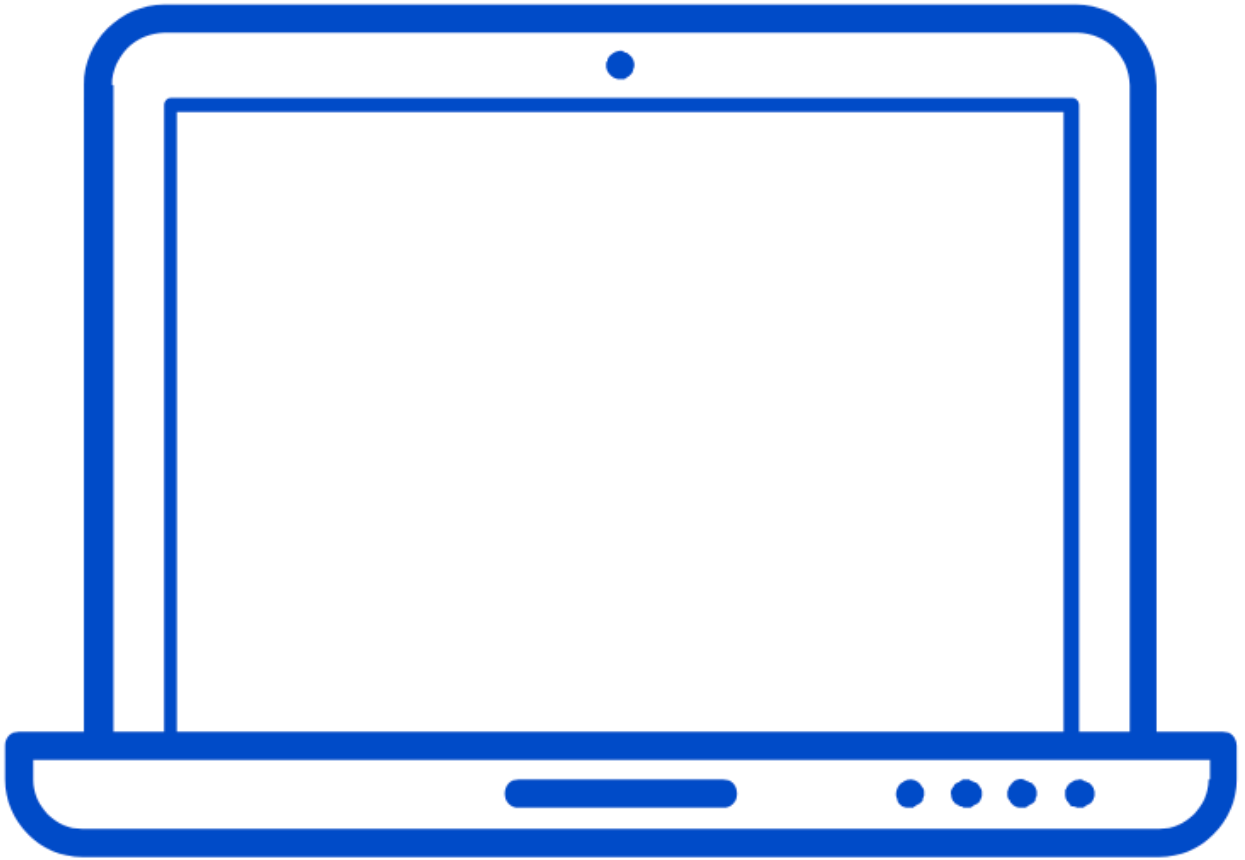


***Let's design!***





***Let's design!***





***Let's design!***





***Let's design!***

